



**Rangitoto  
College**



# **International Students Pre-Departure Handbook**

# CONTENTS

Why New Zealand?	1-2
Arriving in New Zealand	3
Starting at Rangitoto College	4
International Department Staff	5
Rangitoto College School Uniform	6
Culture Shock	7
Living with a Homestay Family	8-9
Frequently Asked Questions	10

## WHY NEW ZEALAND?

New Zealand is a very popular destination with international students. We have an excellent educational system in our schools, universities, and polytechnics and they are internationally recognized around the world.

New Zealand is an ideal place to study and travel. We have sophisticated cities, beautiful beaches, rugged coastlines and snow-capped mountains. New Zealand offers opportunities to try many different activities like bungee jumping, sky diving, skiing (in both the North and South Island) as well as many more.

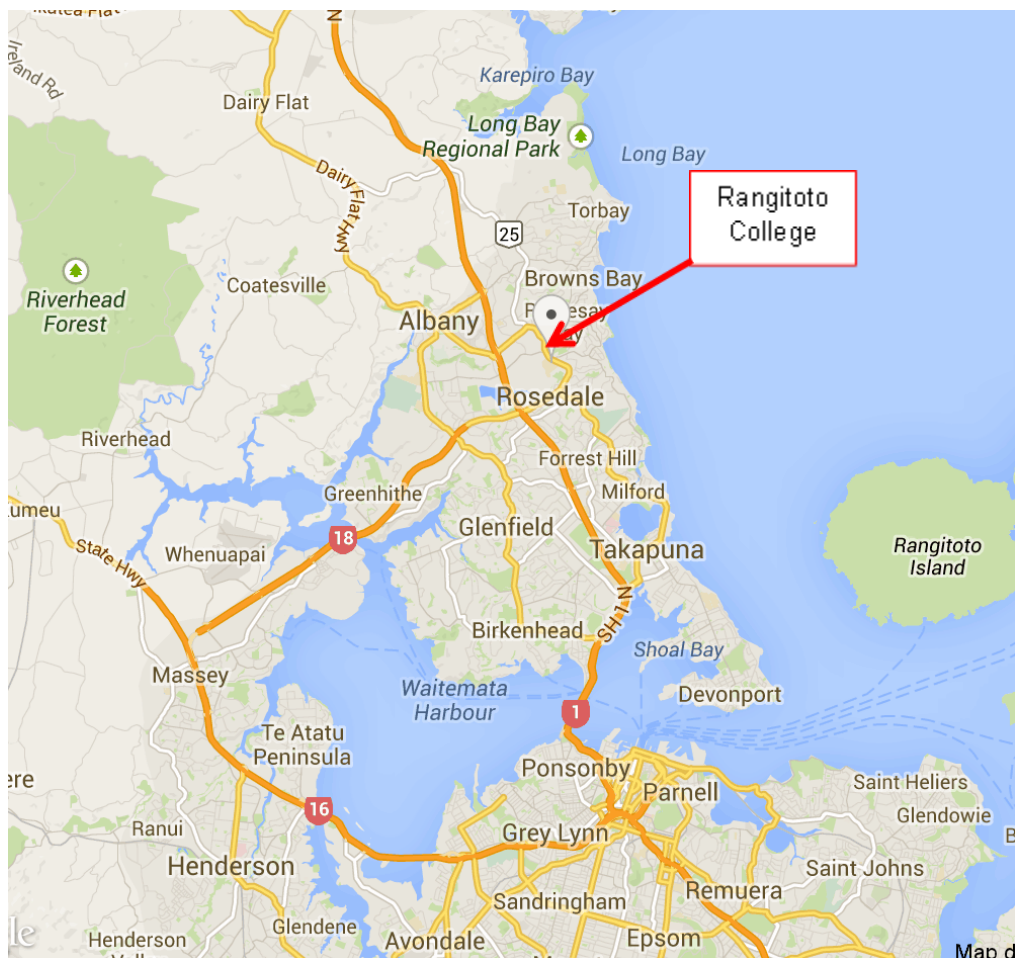
### AUCKLAND CITY

Auckland is the largest city in New Zealand with around 1.4 million people. The city is surrounded by the sea and many extinct volcanoes which has created a beautiful natural landscape. Auckland is a very multicultural city and people from all over the world come to visit, study and work here. There are a number of museums, markets and festivals as well as a wide variety of restaurants, cafes and shops. There is always something different to see or do in Auckland! To check out the latest events in Auckland, visit [www.eventfinder.co.nz](http://www.eventfinder.co.nz)

### NORTH SHORE

Rangitoto College is situated on the North Shore of Auckland, which is connected to the city centre by the Harbour Bridge. The North Shore is a beautiful part of the city and has many beaches and parks to enjoy. The main shopping centres on the North Shore are located in Albany, Takapuna and Glenfield. The North Shore is quite safe although do take care when travelling alone after dark.

## MAP OF NORTH SHORE



## CLIMATE

New Zealand is a temperate country and we do not have extreme weather variations. In summertime, Auckland temperatures are between 22-27 degrees. Winter temperatures are between 10-15 degrees. The coldest and wettest months are June-August and the warmest months are December-March. It never snows in Auckland although it does snow in the Central Plateau area (Mt Ruapehu) and in the South Island.

While these temperatures are the norm, the weather in New Zealand can change unexpectedly as cold fronts or tropical cyclones quickly blow in. We say that sometimes you can experience “four seasons in one day”. Because of this, you should be prepared for sudden changes in weather and temperature, especially if you are going hiking or doing other outdoor activities.



## WHAT TO BRING

Below are items we suggest you bring to New Zealand. Depending on the time of year you are coming, will depend on what you bring. Here are some suggestions:

### *Spring/Summer (Oct – April)*

Swimwear, sunhat, sunglasses, sunscreen, shorts, skirts, t-shirts, jumper/sweatshirt, light raincoat (something that will keep you dry), good walking shoes

### *Autumn/Winter (May – Sept)*

Warm waterproof jacket, sweater/jumper, long trousers/jeans, long sleeve shirts, scarf, hat, gloves, good walking shoes

### *Miscellaneous Items*

We suggest the following on top of the items listed below:-

Camera, Medication, Umbrella, Toiletries, Towel, photos of friends and family from back home, a few personal belongings to help your room feel like home.

Please note that if you are bringing anything valuable (i.e. camera, phone, laptop etc), you **MUST** have copies of the purchase price (i.e. proof of purchase or receipt), in case it gets lost/stolen, as you will not be able to claim for insurance if you don't have these. If you have a current medical condition we **MUST** know about this not only for insurance purposes, but also so we can assist you if you become unexpectedly ill.



## ARRIVING IN NEW ZEALAND

We recommend you arrive just a couple of days before school starts as it can get a little lonely waiting without knowing anyone and your host parents are probably at work (most parents in NZ work). We do not allow you to arrive late, as the first days with our orientation are vital for you to fit into school life.

### ARRIVAL AT AUCKLAND AIRPORT

If we have arranged your airport transfer, one of our international staff will be at Auckland airport waiting for you when you arrive and then they will take you to your family. Make sure you send your flight details to Vanesa: ([accommodation@rangiworld.co.nz](mailto:accommodation@rangiworld.co.nz)) as soon as you have booked your flights! We would hate for you to arrive and us not being there to pick you up.

Look closely at your tickets as it is often a whole day ahead as NZ is the first place to see each new day! Auckland airport is very small in comparison to other airports around the world so you shouldn't get lost.

Walk out of the arrivals door and keep to your left. Look at the signs being held up by people for your name and the name of Rangitoto College. If you cannot see our sign, walk to your left and sit down in front of the McDonald's. We will ALWAYS find you!!



If you get lost at the airport, please call 0800 563 263 which is the 24 hour emergency number for Rangitoto College International Students and we will be able to talk to you. This is a free number and will not cost you any money. DO NOT LEAVE THE AIRPORT.

### PASSPORTS & VISAS

When you arrive in New Zealand, you'll need to be carrying a passport that is valid for at least six months beyond your intended departure date. On arrival you will need to complete an arrival card before passing through Customs Passport Control. An arrival card will usually be given to you during your flight; if not, cards are available in the Passport Control area.

After you've cleared Customs Passport Control, you should collect your baggage and walk through either the green or red exit. Choose the green exit if you have nothing to declare; choose the red exit if you have goods or cash (over \$10,000NZD) that need to be declared. Do not bring any food into NZ (unless you declare it) or you will be charged a fine on arrival. Fines start from \$200NZD!



It is compulsory for ALL International students to have a visa whilst studying at a secondary school in New Zealand. Students studying in NZ for less than 12 weeks may study on a Visitor Visa; otherwise a Student Visa is required. On the visa, it must state Rangitoto College. If it has another institution, you will need to change the status of your current visa. This can be done very easily with a Variation of Conditions Form. Rangitoto College has the facility to extend a current student visa on line at a cost of \$160.00; however we are unable to do this for students that have come over on a Visitor Visa. All visa information is available on the following website: <http://www.immigration.govt.nz> or contact Victoria in our International Office: [admin@rangiworld.co.nz](mailto:admin@rangiworld.co.nz).

# STARTING AT RANGITOTO COLLEGE

We hold an orientation program at the start of each term, to welcome new students and get them familiar with our school. During the orientation program you will usually do an English test to determine your level of English. You will also be taken on a school tour and be given your timetable. Make sure you ask any questions you may have during the orientation – it is likely that others will be thinking the same thing!

We will send a letter to your homestay with all the information you need for your first day of school. Please make sure you bring your passport, visa document, insurance, a pen and some paper.

## STATIONERY

We will give you a list of the stationery you will need for each subject on your first day of school. We recommend that you purchase your stationery only after your subjects have been confirmed. You will also be given textbooks for each subject. International students do not have to pay for textbooks as these are included in your tuition fees.



## BRING YOUR OWN DEVICE (BYOD)

Students in Years 9, 10, 11 and 12 must bring their own device to school because some work is completed online and homework tasks are often submitted through our online system. The best options are Chromebooks, netbooks and laptops. We do not recommend tablets or iPads because they do not have the same functionality, which makes it difficult for students to do their work.

## EXAMINATION FEES

At Rangitoto College all senior students (that is Year 11, 12 and 13) sit NCEA exams which are recognized throughout the world at many universities and high schools. Normally the cost to sit these exams is \$383.30, however we have incorporated this into your tuition fees so there is no extra cost for this. These exams are compulsory for senior students only. For more information about these exams, please go to: <http://www.nzqa.govt.nz/ncea/about/index.html>.

## CLUBS & ACTIVITIES

There are many clubs and activities to join in with at Rangitoto College. The more you get involved the more friends you will make. Our application form has all these listed for you to choose. Don't panic if you didn't fill it out, we can arrange this when you arrive. Rangitoto College have "Daily Notices" which are issued every day which inform all the students what is on in and around school – i.e. where to sign up for sports teams, music groups etc. Make sure you read them every day!!

Sports are seasonal so it is essential to check if the one you are interested in is in fact on while you are here. The schedule of when each sport is on is on our website. Make sure you let us know if you are interested in any activities so we can let the teachers in charge know you are coming....especially if you are in the top teams/groups in your school / province!!









New Zealand/Kiwi students can be quite reserved so you will need to be bold and make the effort to make friends. The international students that get involved in the different sports and cultural groups make the most Kiwi friends and have a better experience in New Zealand.

## FOOD AT SCHOOL

At Rangitoto College we have two cafeterias for the students. We call them "Tuck Shops". You can buy snack food at morning tea (interval) and at lunchtime. There is a range of hot and cold food available to purchase. New Zealand schools do not have sit down cafeterias like in many other countries.

## INTERNATIONAL DEPARTMENT STAFF

The international office is open to students from 8:00am to 4:30pm Monday to Friday, including school holidays. We are here to help you if you have any questions or issues.

	<p><b>Lynda Lidgard</b>  <i>Director</i>  <a href="mailto:lynda@rangeworld.co.nz">lynda@rangeworld.co.nz</a>            Contact for:            -New applications            -Rangitoto rules            -Marketing</p>		<p><b>Kieran Squires</b>  <i>Marketing &amp; Relationship Manager</i>  <a href="mailto:kieran@rangeworld.co.nz">kieran@rangeworld.co.nz</a>            Contact for:            -Marketing            -Website            -School visits</p>
	<p><b>Victoria Craven</b>  <i>Student Services Coordinator</i>  <a href="mailto:admin@rangeworld.co.nz">admin@rangeworld.co.nz</a>            Contact for:            -General advice            -Tuition fee payment            -Visa applications            -Insurance claims</p>		<p><b>Vanesa Pearce</b>  <i>Accommodation Manager</i>  <a href="mailto:accommodation@rangeworld.co.nz">accommodation@rangeworld.co.nz</a>            Contact for:            -Homestay issues            -Becoming a homestay            -Pastoral care</p>
	<p><b>Julie Strang</b>  <i>Deputy Principal</i>  <a href="mailto:julie.strang@rangitoto.school.nz">julie.strang@rangitoto.school.nz</a>            Contact for:            -Disciplinary issues            -Issues with staff</p>		<p><b>Hyung Won Lee</b>  <i>International dean</i>  <a href="mailto:Hyung.Lee@rangitoto.school.nz">Hyung.Lee@rangitoto.school.nz</a>            Contact for:            -Academic issues            -Timetables</p>
	<p><b>Yu Wang</b>  <i>First language support (Chinese)</i>  <a href="mailto:yu@rangeworld.co.nz">yu@rangeworld.co.nz</a>            Contact for:            -Chinese language and student support</p>		<p><b>Young Seo</b>  <i>First language support (Korean)</i>  <a href="mailto:young@rangeworld.co.nz">young@rangeworld.co.nz</a>            Contact for:            -Korean language and student support</p>
<p align="center"><b>EMERGENCY PHONE NUMBER:</b>  <b>0800 563 263</b></p>			

# RANGITOTO COLLEGE SCHOOL UNIFORM

All Year 9-12 Rangitoto College students must wear a school uniform. If you are here for one term or less, we can lend you a uniform. You will need to pay approx. \$100.00 to borrow a uniform, which will be partially refunded to you on your last day when you return your uniform clean and ironed.

If you are here for more than one term, you will need to buy your uniform. You can buy a new uniform from the Rangitoto College Uniform Shop: [uniforms@rangitoto.school.nz](mailto:uniforms@rangitoto.school.nz) or call 09-477 0150 extension 696. Otherwise, you can buy a second-hand uniform from our second-hand uniform shop which is open every Friday during the lunchbreak. The second-hand uniform shop is located down by the tennis courts.

All students must buy their own plain black leather polishable lace-up shoes. For Health and Safety reasons shoes are required to be sturdy and support the foot and have a heel of approximately 1.5-2cm. Boots, ballet shoes, skate shoes and sport shoes are *Not Permitted*. Shoes are to be worn all year.

## Junior Girl Basic Uniform

*Skirt* - Knee length, dark navy poly/wool blend with centre front pleat and side zip (security) pocket. Skirt to be worn on the waist. Skirt length not to be altered, must be worn on the knee.

*Blouse* - Mid-blue, polyester, shaped blouse with College logo on bottom left front hem. To be worn out over skirt.



## Junior Boy Basic Uniform

*Shorts* - Plain dark navy dress shorts (no front pleats). Expandable waist with zip (security) pocket. College logo on back. To be worn on the waist.

*Shirt* - Mid-blue polyester short sleeve shirt. College logo on bottom left front. To be worn out over the shorts.

## Senior Girl Basic Uniform

*Skirt* - Mid-calf, dark navy poly/wool blend straight skirt with two front and side zip (security) pocket. Skirt to be worn on the waist. Skirt length altered, must be worn mid-calf.

*Blouse* - White polyester shaped blouse with College logo on bottom left hem. To be worn out over skirt.



pleats  
not to be

front



## Senior Boy Basic Uniform

*Shorts* - Plain, dark navy dress shorts (no front pleats). Expandable waist with zip (security) pocket. College logo on back. To be worn on the waist.

*Shirt* - White polyester shirt with College logo on the bottom left front. To be worn out over the shorts.



# CULTURE SHOCK

Culture shock is simply a common way to describe the confusing and nervous feelings a person may have after leaving a familiar culture to live in a new and different culture. When you move to a new place, you're bound to face a lot of changes. That can be exciting and stimulating, but it can also be overwhelming. You may feel sad, anxious, frustrated, and want to go home.

It's natural to have difficulty adjusting to a new culture. People from other cultures (whom you'll be hanging out with and going to school with) may have grown up with values and beliefs that differ from yours. Because of these differences, the things they talk about, the ways they express themselves, and the importance of various ideas may be very different from what you are used to. But the good news is that culture shock is temporary.



Whenever possible, interact with the local population. Don't be tempted to isolate yourself, even if it is within a group of other students from your country. Locals will generally be pleased to introduce you to their culture and willing to answer questions. Don't be afraid of making mistakes. When you are eager to learn people are usually more than willing to meet you half-way and learn from you as well.

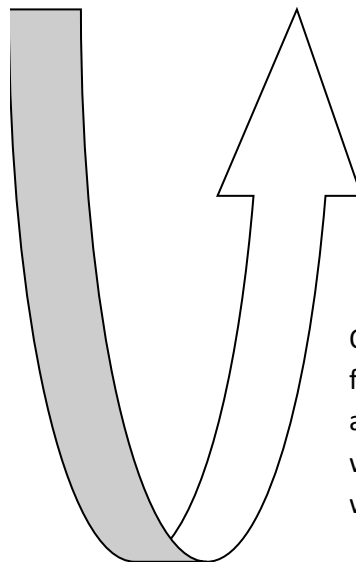
Find ways to keep in touch with family and friends at home. Sometimes you just need to talk with someone who fully understands who you are and understands how you feel. Keeping in touch also makes the homecoming process much easier.

In the first few weeks after your arrival you may experience some of the below feelings. These feelings are very normal and will pass as you settle in to your new home.

**When you leave home** you may be feeling nervous, excited, sad or happy.

**When you arrive in New Zealand** you may feel a little confused, tired or excited as everything is new and different.

**Culture Shock!** There are some things that will stand out to you and you may find hard to adjust to. There will be new food, new language and new customs to get used to. You may be feeling lonely, finding it difficult to study and tired of speaking English all the time.



**New home** – you now feel more confident and happy. You can look ahead to the future. Yes I made the right choice coming to New Zealand!

Once you have **settled in** you will find yourself making new friends and adapting to the new culture. Things will not seem so bad. Your homestay will start feeling like home.

**What have I done?** You may be feeling homesick, missing family, your friends and the food. Did I make the right decision coming to New Zealand?

## LIVING WITH A HOMESTAY FAMILY



Most of the international students attending Rangitoto College will live with a homestay family while in New Zealand. Your homestay has been carefully selected for you to match the preferences you wrote in your enrolment application. While you are living with a homestay you will expect to be treated as a normal family member (this includes helping around home!) and you will experience a 'kiwi' lifestyle.

Life in New Zealand can be very different from living in your own country. Here are some guidelines to help you adjust. Please remember that it is important to respect your homestay family and communicate with them. If you have any questions, just ask.

### FAMILY SITUATION

You may be living in a family with one parent or two parents. In either case, it is quite common for both the mother and father to be working. You will always have your own bedroom but you may need to share a bathroom with other family members. New Zealand families do not tend to have maids or house cleaners, so you will have to help out around the house and make sure you keep your own room clean and tidy.

### LAUNDRY

When you arrive, please talk to your homestay family about how they do the laundry. They will usually do it for you, but they will not come and collect it from your room. There is usually a washing basket that you will put your dirty clothes in if you want them to be washed.

### FOOD

Your host family will provide all meals. In New Zealand we tend to eat sandwiches for lunch, not a hot cooked meal like you may be used to. You might find this hard to get used to if you normally have a cooked meal in the middle of the day. You should always make your own lunch and will need to ask your homestay what is available for lunches. Dinner time is usually between 6pm-8pm in New Zealand. Make sure you tell your host in advance if you are eating out, so they don't cook extra for you.

It is also a nice idea to help around the house at dinner time – perhaps ask if you can help by setting the table, helping to cook dinner every now and then. Why don't you cook a traditional meal for your new family? Just remember, food in New Zealand may be different to what you are used to – always try it first, then if you don't like it say so.



### TELEPHONE AND INTERNET

In New Zealand there is usually only one telephone line in the house. Please ask if you want to use the phone and limit your calls to 15 minutes. If you need to phone overseas please call 'collect' or use a prepaid phone card. Please ask your friends and family not to call after 9pm.

Please ask your host family before using the internet. Internet is not cheap in New Zealand so your host family may ask you to contribute towards the internet bill. Try not to spend excessive amounts of time on the internet and do not do large amounts of downloads. It is illegal to download pirated movies, TV shows and music in New Zealand. Computers are also available at school to use during lunchtimes or after school. There are also a number of internet cafes around the North Shore that you can use.


### CURFEWS

AGE	SUNDAY-THURSDAY	FRIDAY	SATURDAY
Under 15 years	By Negotiation with Homestay Parents	Under Supervision	Under Supervision
15 years		11 pm	11 pm
16 years		12 pm	12 pm
17 years and over		1 am	1 am

- Always check with your homestay family before you go out at night and on the weekend
- Always keep in touch with your homestay family by phone
- Get enough sleep so that you are alert at school

### DEALING WITH PROBLEMS

If you are unhappy with your homestay placement, we will ask you to first try and work things out. Often issues can be solved just through communication and compromise. If this still doesn't work, we will do our best to move you to another suitable family. We do require 1 weeks' notice if you or the host family decide to make a change.



## FREQUENTLY ASKED QUESTIONS

### CAN I TRAVEL AROUND NZ?

You are allowed to travel with your homestay family or with an organized tour group like Mana Tours or Kiwiana Tours. We have posters and information about their tours opposite the International Office. There are tours each weekend to places like the Bay of Islands, Rotorua and the Coromandel. Weekend tours cost between \$80 and \$300. There are also great trips every school holidays, including the popular South Island tour. You will need the permission of both your homestay parents and your real parents in order to take part in a trip. Please see Victoria in the international office for more information. Please note you are NOT allowed to travel on your own or with friends.



### CAN I DRIVE WHILE IN NZ?

International students are not allowed to drive at all while studying at Rangitoto College unless you live with your own parents.

### CAN I WORK WHILE IN NZ?

You are allowed to apply for work rights if you are in Year 12 or Year 13. You will first need the permission of Rangitoto College and your parents. Once you have received permission, you can apply for a "Variation of Conditions" for your visa, which will enable you to work up to 20 hours/week during term time, and full time during the school holidays. See Victoria for more information.

### CAN I SMOKE WHILE IN NZ?

The smoking age in New Zealand is 18 and over. Smoking is not allowed anywhere at school or while you are wearing school uniform (this means on the way to and from school as well). Most host families are non-smoking and will not let you smoke in the house. In NZ there are very strict rules about smoking. It is illegal to smoke in buildings and work places. Please note we have a NO TOLERANCE policy for drugs, and if you are caught with any kinds of drugs you will be sent home immediately.

### CAN I INVITE MY FRIENDS TO VISIT MY HOMESTAY?

Your homestay family will treat you like a family member, so you will be able to invite friends around just like one of their children. Just make sure you ask your homestay parents in advance if it is okay. You will need to ask your homestay parents if you want your friends to stay the night, and if they say no, you must respect their decision.

### HOW MUCH MONEY SHOULD I BRING? DO I OPEN A BANK ACCOUNT?

We recommend students have spending money of approximately \$80 per week. Most students arrive with a credit card; however some students open a bank account when they arrive that their parents can transfer money into when they need it. To open a bank account you just need to go down to any of the local banks with your passport and confirmation of your address. Victoria from the international office can print you a letter which confirms your homestay address.

### HOW DO I GET AROUND?

Sometimes your homestay family will be able to pick you up and drop you off, and other times you will need to catch a bus. In New Zealand the buses are very safe and easy to use. Ask your homestay family where your closest bus stop is and get yourself familiar with the bus system. You can check the Auckland Transport website, [www.at.govt.nz](http://www.at.govt.nz) for information about timetables and routes.